

APPLIANGES
BRCHURES



EMPÄVÄ



About us

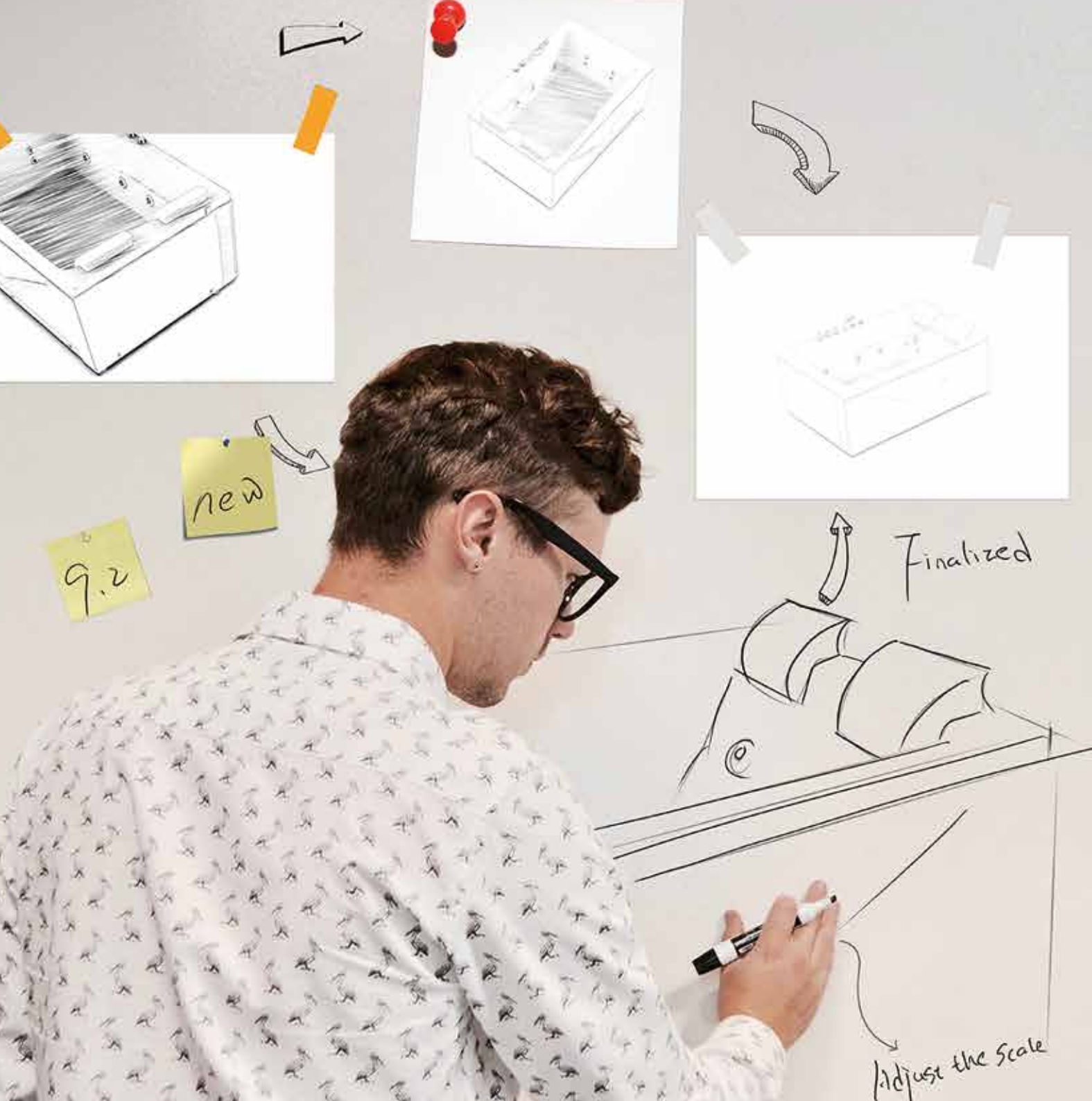
WE ARE POWERED BY INNOVATION AND DIVERSITY

Started in 2002, Empava Appliances has been growing each year and never stop its steps toward our final goal globalization. Now we are a corporation of 200 members and focusing on the American market. For years, we are powered by a foundation of innovation and diversity, which drives the whole team's enthusiasm and motivation to design and develop quality products that meet people's expectations.

WE TAKE CONTROL OF THE PROCESS FROM PRODUCING TO SHIPPING

Having our own factory and warehouse closely connected to our office, we are able to put the whole process from production to shipping under our control. With no third party agent involved so that our service team can respond to customers' requests and solve problems more quickly before and after the sale.

The image shows the upper portion of a modern building with a dark, textured facade. The Empava logo is prominently displayed on the wall. The logo consists of the word "EMPAVA" in a bold, sans-serif font, enclosed within a white rectangular border. Above the letter 'A', there are three small white circles. The building's facade is composed of large, dark panels with a fine, grainy texture. Below the logo, a section of the building features large glass windows with dark frames, reflecting the sky.



Design

EMPAVA Style, Professional, Quality And Elegance Are Perfectly Combined.

In the EMPAVA world, we constantly change the inherent characteristics of products through innovation and the pursuit and persistence of design and our own style make each product deeply branded with our design language.

EMPAVA's products successfully combine technical innovation and functional excellence with aesthetics and attention to detail. In just a few years, we have made extraordinary achievements and gained more and more user recognition. Now EMPAVA has a complete supply chain, an independent R&D center and design center located in California and design teams from all over the world provide more creative products for life.

"Make life better and let more ideas come into life."

This is the vision that founder Ricky has always adhered to. Provide more professional and high-quality products for millions of families around the world.

EMPAVA

Make life better and let more ideas come into life



KITCHEN



GAS RANGES ————— **P01-P06**



OVENS ————— **P07-P12**



RANGE HOODS ————— **P13-P20**



WINE COOLERS ————— **P21-P26**



GAS COOKTOPS ————— **P27-P36**



ELECTRIC COOKTOPS ————— **P37-P44**



OUTDOOR PIZZA OVENS ————— **P45-P48**





RANGES

The Empava 36 in. 4.2 cu. ft. Single Oven Gas Range with the CSA Certified is a Perfect Combination of Style and Practicality.

The Exterior Features Stainless Steel Construction for Long-lasting Durability, with the Color-Matched Handle and Knobs Combine, Constructing a Fashion Sense. The gas cooktops feature commercial-grade components the power burner designed to reach maximum temperatures quickly as well as a simmer burner for more delicate, controlled heat.

The Oven Function Includes Preheating, Convection Dehydration, Defrosting, Convection Defrost, Convection Roast, Convection Bake, Infrared Broil, and Natural Airflow Bake. During the Past Years, Gas Range by Empava Appliances Has Been a Very Popular Choice for Kitchen Upgrades and New Builds.

OVENS

Featuring 6 versatile cooking techniques, capable for multi-purpose such as RVs, light cooking family, small kitchen, or mobile home use.

Stain and heat discoloration-resistant surface and enamel tank only require a quick wipe-down to clean. All Empava wall ovens are equipped with triple layer tempered glass plus low-radiation coating technology. With low-radiation glass, it not only heats up your oven up to 2.5 times faster using less energy but also keeps the outside of the oven cool to touch, avoiding burns and injury, preventing children from harm.





RANGE HOODS

The ergonomic control knobs are designed for simplicity and ease. The generous 30" width will get caught all the smoke and food particles in the hood before they drift to your kitchen. Ductless Supported

The stainless-steel permanent reusable baffle filter can be cleaned in the dishwasher, which is hassle-free, thus the range hood can maintain a brand-new look for years.

WINE COOLER

The sleek 304 stainless steel trim door, soft LED interior lighting, low-E glass for improved energy efficiency, and classic slide-out wood trimmed shelves provide a timeless design to showcase your treasured collection. Whatever the setting, these units are sure to spark conversation about their attractive and pleasing aesthetic



GAS RANGES





GAS RANGE EMPV-30GR03

One kitchen meets multiple needs

Can be used for boiling, making, simmering stir-frying, steaming, and melting

Convection cooking saves time

Faster and hotter cooking food delicious people one step faster

4.2 cubic feet of large capacity

Free to accommodate all kinds of tableware calmly enjoy all kinds of delicious food

The stylish design addsto the culinary pleasure

Stainless steel exterior and blue enamel lining are more stylish



AN ALL-IN-ONE OVEN

EMPV - 36GR 08

One kitchen produces a variety of delicious dishes

Can be boiled, simmer, fried, steamed, baked, a kitchen to enjoy a variety of dishes

Hot air convection cooking is faster

Cook the food faster and more evenly, locking in the original fresh flavor

The 5.2 cubic feet are promising

Can accommodate a variety of items including large casseroles and baking dishes

Innovative designs make cooking more interesting

Blue LED lighting and enamel lining to inspire culinary creativity





GAS RANGES

Other models



EMPV-30GR07

5.0 cu ft. 5 burners 45600BTUs.NG/LPG
 Size(in): 30
 Color:Stainless Steels
 electrical ratings: 120V/60Hz
 Overall Size(W*D*H): 29.9" * 25.0" *35.4"



EMPV-30GR06

5.0 cu ft. 5 burners 45600BTUs.NG/LPG
 Size(in): 30
 Color:Stainless Steels
 electrical ratings: 120V/60Hz
 Overall Size(W*D*H): 29.9" * 25.0" *35.4"



EMPV-36GR11

6.0 cu ft. 5 burners 78000BTUs.NG/LPG
 Size(in): 36
 Color:Stainless Steels
 electrical ratings: 120V 60Hz
 Overall Size(W*D*H): 36"*29"*38"



EMPV-30GR10

4.55 cu.ft.5 burners 45000BTUs.NG/LPG
 Size(in): 30
 Color:Stainless Steels
 electrical ratings: 120V 60Hz
 Overall Size(W*D*H): 30"*29"*38"

OVENS



COAL-SCUTTLE EMPV - 30WO 05

More than 10 modes to meet diverse needs

More than ten cooking modes offer you the greatest diversity

Uniform heating of circulating convection

Innovative convection system, faster and more uniform heat transfer

10 Cubic Feet Super Capacity

Cook multiple dishes at one time, and calmly deal with dinner parties and family dinners

Self cleaning is everlasting

Self cleaning function without cleaning

Double-wall oven, strong fit

Easy to install and fits most home kitchen cabinet

Stylish stainless steel appearance

Pursue cooking fun and improve cooking experience

Precise temperature control technology

The temperature sensor probe accurately monitors the internal temperature to eliminate uncertainty





COAL-SCUTTLE EMPV - 24WO 09

Powerful convection cooking system

Global thermal energy circulation and convection uniform cooking fast preheating

Modern design

Manual wire drawing sections can prevent

With 5 adjustable shelves

Depressions and scratches caused by long-term use

Intelligent control spin twist

Ergonomic engineering is designed to freely master the cooking rhythm

Oversized oven window

Control the cooking process with ease





OVENS

Other models



EMPV-24WOB14

24in. 2.3 cu.ft.2800W 240V~ 60Hz
 Size(in): 24
 Color:Stainless Steels
 electrical ratings: 240V/60Hz/20A
 Overall Size(W*D*H): 23.43**20.67**23.43"



EMPV-30WO04

30in. 5 cu.ft.4800W 240V~ 60Hz
 Size(in): 30
 Color:Stainless Steels
 electrical ratings: 240V/60Hz/20A
 Overall Size(W*D*H): 29.9**23.5**28.4"



EMPV-24WO08

Unique 24 in.2 Burners .13600-BTUs.NG
 Size(in): 24
 Color:Stainless Steels
 electrical ratings: 120V / 60hz/15A
 Overall Size(W*D*H): 23.43**20.67**23.43"

RANGE HOODS





COOKER HOOD EMPV - 30HR 06

Low noise level below 65 dB

The 30-inch pipe design is quick for kitchen ventilation and running sound

Easy to operate

Gently press to touch the panel easy to operate

A 30-inch

Quickly collect the lampblack

400 CFM, rapid air flow net suction

High strength performance to avoid lampblack flight

Stainless steel material is super durable

Hand brushed satin is corrosion resistant and scratch resistant

Level 3 speed fan

Free to adjust the gear, improve smoking efficiency





COOKER HOOD EMPV - 36HR 10

400 CFM large airflow

Put all the fumes in it

Level 3 speed fan

Easy output of high air volume improve smoking efficiency

A 36-inch pipe-type design

Quickly ventilate the kitchen with lower noise

4 large 2.0 WLED lamp configuration

In line with the visual comfort, leisurely cooking food

Durable materials to improve the quality

Stainless steel material control quality, manual brushed satin corrosion resistance, anti-scratch



COOKER HOOD EMPV - 36HR 14

500 CFM air flow

Super energy clean smoke

Level 4 speed fan

Free switch air volume, control freely

A 36-inch pipe-type design

Super strong power, quick ventilation for the kitchen

Strong noise reduction, super silent

Reduce the operating noise to below 65 dB

Remote control of the intelligent switch

Intelligent electronic switch, make cooking more handy

Easy to operate

Wireless remote control panel, second speed response

Automatic shutdown delay dehumanized design

The digital clock can set 1-15 minutes automatic shutdown delay

Durable materials to improve the quality

Stainless steel material control quality, manual brushed satin corrosion resistance, anti-scratch



COOKER HOOD EMPV - 30HR 11

500 CFM air flow

Strong performance does not run the smoke

The Smart switch is a new experience

Smart switch button, focus on enjoying the cooking time

Level 3 speed fan

High-speed strong row, free adjustment

Focus on noise reduction, quiet enjoy cooking

Keep the noise levels below 65 dB

A 30-inch pipe-type design

Rapid ventilation for the kitchen, so that the lampblack is nowhere to escape

Durable material strives for excellence

Stainless steel material with hand drawing satin, corrosion resistant, scratch resistant



RANGE HOODS

Other models



EMPV-30RH01

30in stainless steel.500CFM
 Size(in): 30
 Color:Stainless Steels
 electrical ratings: 120V/60Hz/3A
 Overall Size(W*D*H): 29.5**22**9.9"



EMPV-30RH07

30in stainless steel.400CFM
 Size(in): 30
 Color:Stainless Steels
 electrical ratings: 120V/60Hz
 Overall Size(W*D*H): 29.75**20.47**9.45"



EMPV-30RH08

30in stainless steel.400CFM
 Size(in): 30
 Color:Stainless Steels
 electrical ratings: 120V/60Hz
 Overall Size(W*D*H): 29.75*20.45*6"



EMPV-30RH13

30in Stainless Steel.Glass Digital Touch Panel.
 500CFM
 Size(in): 30
 Color:Stainless Steels
 electrical ratings: 120V / 60hz/15A
 Overall Size(W*D*H): 32.6*25.2*9.5"



EMPV-36RH02

36in stainless steel.500CFM
 Size(in): 30
 Color:Stainless Steels
 electrical ratings: 120V/60Hz
 Overall Size(W*D*H): 29.92*20.88*4.01"



EMPV-36RH12

36in Stainless Steelspeeds Mechanical
 switch.500 CFM
 Size(in): 36
 Color:Stainless Steels
 electrical ratings: 120V / 60hz/15A
 Overall Size(W*D*H): 39.0*25.2*9.5"

WINE COOLER



GRADEVIN EMPV - WCO 04D



Equalize the temperature of each bottle

Configure a powerful and efficient compressor and worry about unnecessary movement 3 convection fans

The 5-18 C wide-field temperature

The upper region is 5°C-10°C and the lower region is 10°C -18°C

Can be determined, the sense of temperature control

Touch the control panel to adjust the required temp

4.9 cubic feet of strong capacity

5 large movable shelf to meet all kinds of alcohol, beverage partition storage

Full expansion shelf system and integrated storage system

Unique anti, shock technology, no need to

Perfect combination of stainless steel with low radiation glass

Dirty-resistant, easy to clean, improve the storage efficiency

Soft blue LED

Illuminate every layer of wine

Side stainless steel handle Ensure easy opening for each use

Perfect combination of stainless steel

with low radiation glass

Dirty-resistant, easy to clean, improve the storage efficiency



GRADEVIN EMPV - WC 08D

An efficient cooling system

Refrigeration energy-saving and efficiency

Double temperature and double Control to ensure the optimal Temperature

The upper region is 5°C – 10°C and the lower region is 10°C – 18°C

15 movable beech timber Layer stands

It can hold 160 bottles of different sizes

14.3 cubic feet of haina capacity

Meet a variety of wine, drinks, snacks partition storage

Touch control

Simple control panel, ideal temperature tentacles available

With elegant blue LED lights

Perfect quality wine is presented, convenient to take and put

The High-efficiency compressor is equipped with 3 convection fans

Cooling evenly, maintain the ideal temperature and humidity

Support for independent installation and embedded installation

Make the space more beautiful

Stainless steel is paired with low radiation glass

Dirty-resistant, easy to clean, improve the storage efficiency





wine cooler



EMPV-WC06D

24 in. 12.3 cu. ft. Dual zone.116-Bottle Wine.
Stainless Steel
Size(in): 24
Color:Stainless Steels
electrical ratings: 120V 60Hz
Overall Size(W*D*H): 23.4*26.8*55



EMPV-WC07S

24 in. 15.6 cu. ft. Single Zone.171-Bottle Wine.
Stainless Steel
Size(in): 24
Color:Stainless Steels
electrical ratings: 120V 60Hz
Overall Size(W*D*H): 23.4*26.8*69.6



EMPV-BR02S

24 in. 5.2 cu. ft. single zone.140-Can Beverage.
Stainless Steel
Size(in): 24
Color:Stainless Steels
electrical ratings: 120V 60Hz
Overall Size(W*D*H): 23.4*22.4*33



EMPV-WC02D

15 in. 2.6 cu. ft. Dual zone.29-Bottle Wine.
Stainless Steel
Size(in): 15
Color:Stainless Steels
electrical ratings: 120V 60Hz
Overall Size(W*D*H): 14.8 *22.4*33.9

Bverage refrigerator



EMPV-BR03D

24in. 2.3 cu.ft.2800W 240V~ 60Hz
Size(in): 24
Color:Stainless Steels
electrical ratings: 240V/60Hz/20A
Overall Size(W*D*H): 23.43**20.67**23.43"

GAS COOKTOPS





GC26

HOTPLATE EMPV - 30GC 26

4 big different sizes of multifunctional burners to meet all kinds of cooking

For stew, stir-fry, steaming, melting, caramelization of uniform heat distribution

Two nozzles to achieve a high-power output

Can provide the same maximum power as propane and natural gas stove surface

Meet the multi-scenario use

It can be operated without electricity to meet mobile and outdoor cooking



HOTPLATE

EMPV - 36GC 31

Equal temperature and convection and efficient cooking

6 different sizes of multi-functional burner for stewing, boiling, frying, steam lamp uniform distribution of heat.

Multiple scenarios apply to unlock more cooking experiences

It can be operated without electricity to meet mobile and outdoor cooking

Exquisite stainless steel material

Resistance to stains and hot discoloration easy to clean surfaces

Blue LED light control knob

Remote, you can see whether the stove surface is open

Safety design

Automatic reignition function



HOTPLATE

EMPV - 36GC 36

Stainless steel panels are enduring

Anti-pollution, anti-heat discoloration, heat resistance

The sealed burner is clean as before

Prevent food from falling into it

4 big different sizes of multifunctional burners to meet all kinds of cooking

Distribute even heat for stewing, stir frying steaming, melting and caramelizing

2-year US made warranty

Made warranty American Design & Manufacturing 2 year American premium warranty

Multiple scenarios apply to unlock more cooking experiences

It can be operated without electricity to meet mobile and outdoor cooking

Strong compatibility

Available above any Empava 24 / 30inch single wall oven

Easy to clean and maintenance design

Can be cleaned in the dishwasher let the cooking is also very simple

Multiple safety protection

Automatic flameout protection to prevent gas leakage





HOTPLATE EMPV - 30GC 38

Two nozzles to achieve a high-power output

Can provide the same maximum power as propane and natural gas stove surface

Multi-purpose use

Can be applicable to the family, RV outdoor, etc

Strong compatibility

Available above any Empava 24 / 30inch single wall oven

Made in Italy with burners for safety

Automatic flameout protection to prevent gas leakage

Seal the burner as clean as before

Prevent food from falling into it

Stainless steel panels are enduring

Anti-pollution, anti-heat discoloration heat resistance

Easy to clean and, maintenance design

Can be cleaned in the dishwasher let the cooking is also very simple

4 big different sizes of multifunctional burners to meet all kinds of cooking

For stew, stir-fry, steaming, melting caramelization of uniform heat distribution


American design and manufacturing

Has a 2 year US manufacturer premium warranty





professional Gas Cooktop



EMPV-48GC32

6.0 cu ft. 5 burners 78000BTUs.NG/LPG
 Size(in): 36
 Color:Stainless Steels
 electrical ratings: 120V 60Hz
 Overall Size(W*D*H): 36**29**38"



EMPV-30GC30

30in 4-Burners.63000-BTUs.Re-ignition.
 NG/LPG
 Size(in): 30
 Color:Stainless Steels
 electrical ratings: 120V / 60hz/15A
 Overall Size(W*D*H): 30**28**9"

Gas Cooktop



EMPV-12GC29

12in 2-Burners.15500-BTUs.NG/LPG
 Size(in): 12
 Color:Stainless Steels
 electrical ratings: 110v /60hz
 Overall Size(W*D*H): 12" x 21" x 4.5 "



EMPV-24GC4B67A

24in 4-Burners.31600-BTUs.NG/LPG
 Size(in): 24
 Color:Stainless Steels
 electrical ratings: 110v /60hz
 Overall Size(W*D*H): 23.23**20.08**3.94"



EMPV-30GC21

30in 5-Burners.39000-BTUs.NG/LPG
 Size(in): 30
 Color:Stainless Steels
 electrical ratings: 110v /60hz
 Overall Size(W*D*H): 29.52**20.07**4.52"



EMPV-36GC23

36in 5-Burners.39000-BTUs.NG/LPG
 Size(in): 36
 Color:Stainless Steels
 electrical ratings: 110v /60hz
 Overall Size(W*D*H): 36**20.66**4.52"

INDUCTION COOLTOPS





INDUCTION COOKER

EMPV - IDCF 9



American high-standard manufacturing

Strong performance does not run the smoke

Easy to master large cooking

Two heating elements can be controlled at the same time to evenly heat large cookers

Automatic shutdown function to realize safety protection

Security is above all else, and the automatic shutdown function protects you

Built-in features are more efficient

Power increase, firepower more concentrated energy

Strong compatibility

Available above any Empava 24 / 30 inch single wall oven

Digital display timer

Independent area timer is set to facilitate perfect and accurate cooking

Worry-free

Keep the stove surface cool when touched, and make the cooking feel safe

Safety child

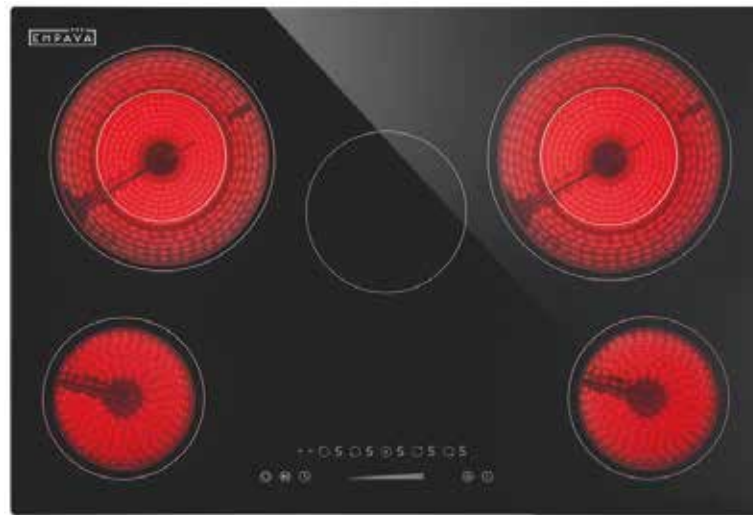
Humanized design always pays attention to family safety

Embedded

Simple and beautiful, easier to clean

INDUCTION COOKER

EMPV - 30REC 13



Advanced digital sensor touch control for easy cleaning

Easy and accurately control the heating of ceramic single wall oven stove

Perfect combination of style and practicality

With 5 professional certified burners

Embedded installation to save space Multiple security protection

Child safety lock, automatic shutdown

Black smooth glass

Sturdy, high temperature resistant, modern and fashionable

Smooth surface of pottery

Very easy to clean

The built-in ceramic stove is very convenient

Suitable for all types of cooking utensils

American high-standard manufacturing


American Design & Manufacturing, 2 year American premium warranty

High power output of 7200W

Fast-heated cooking is available

5 cooking zones with different power

Keep the stove surface cool when touched and make the cooking feel safe



INDUCTION COOKER

EMPV - 30EC 04



6 booster burners

A perfect combination of style and practicality

High power is more efficient

In the power lifting mode the burner power is 2,600 W high

Strong compatibility

Available above any Empava 24 / 30 inch single wall oven

Embedded installation to save space

Reasonable cooking area layout can use multiple pans at the same time

The digital display timer is controlled freely

Independent area timer is set to help with perfect and accurate cooking

American high-standard manufacturing

American Design & Manufacturing, 2 year American premium warranty

Automatic shutdown function to realize safety protection

Security is above all else, and the automatic shutdown function protects you

Easy to master large cooking

Two heating elements can be controlled at the same time to evenly heat large cookers

Easy sliding can be done, free control of the power

Simply adjust the power settings to the desired level using the sliding control

Multiple security protection

Child safety lock, automatic shutdown protection waste heat warning and overheating protection

High quality glass surface practicability

High temperature resistance, stain resistance heat and discoloration prevention, easy to clean





Radiant Electric Cooktop



EMPV-30REC12

4 EGO Appliance Heating. 6700W Power Boost
 Size(in): 30
 Color:black glass
 electrical ratings: 240V/60Hz
 Overall Size(W*D*H): 30.31** 20.47**2.05"



EMPV-30REC12

4 EGO Appliance Heating. 6700W Power Boost
 Size(in): 30
 Color:black glass
 electrical ratings: 240V/60Hz
 Overall Size(W*D*H): 30.31** 20.47**2.05"

Induction Cooktop



EMPV-30EC02

30in 4 Heating Elements. 9200W Power Boost
 Size(in): 30
 Color:black glass
 electrical ratings: 240V 60Hz
 Overall Size(W*D*H): 30 *21 * 2-5/16 in



EMPV-36EC05

36in 5 Heating Elements.flexi bridge.12200W Power Boost
 Size(in): 36
 Color:black glass
 electrical ratings: 240V/60Hz
 Overall Size(W*D*H): 35.43" x 20.47" x 2.20 "




EMPV-IDC36

36in 5 Heating Elements.12500W Power Boost
 Size(in): 36
 Color:Ceramic Glass
 electrical ratings: 240V/60Hz/50A
 Overall Size(W*D*H): 36**21**2.12"

OUTDOOR PIZZA OVENS





PIZZA STOVE EMPV - PG 03

Preheat to up to 750°F to improve cooking efficiency

It only takes 5-10 minutes to make a delicious pizza

Top-class durable materials

430 stainless steel and rugged 4 wheel wheels are suitable for various use

Insulation material, the standard production

Highly thermal insulation for secure use

Strong flexibility

Choose and change the fuel oil at will and enjoy all kinds of delicious food

Quick cleaning saves no worry and effort

Easy to remove for easy cleaning, storage, and movement





PIZZA STOVE EMPV - PG 06

Italian vintage look

Beautiful and practical coexist

Top-class durable materials

430 stainless steel and rugged 4 wheel wheels are suitable for various use

Insulation material, the standard production

Highly thermal insulation for secure use

Preheat up to 800°F in 5 minutes

Built-in 0.6-inch thick refractory brick quickly improve the preheating efficiency

Enjoy multiple delicacies

Large capacity cooking area, can cook pizza casserole, toast, barbecue and so on





PIZZA OVEN

Other models



EMPV-PG03

30in.Stainless Steel.Cookware accessories.
LPG/Wood-fired
Color:Stainless Steels
Overall Size(W*D*H): 39**36**79"



EMPV-PG05

30in.Stainless Steel.Cookware accessories.
Wood-fired
Color:Stainless Steels
Overall Size(W*D*H): 46.3**32.3**79.8"



EMPV-PG01

30in.Stainless Steel.Cookware accessories.
Wood-fired
Color:Stainless Steels
Overall Size(W*D*H): 38.6**31**78.8"



EMPV-PG02

30in.Stainless Steel.Cookware accessories.
Wood-fired
Color:Stainless Steels
Overall Size(W*D*H): 31.86**27.17**84.73"

APARTMENT STYLE

EMPAVA 30RH05 2

EMPAVA 30wo05 3

EMPAVA 36GR11 1

EMPAVA WC06D 5



LIGHT LUXURY STYLE

EMPAVA 30RH10 2

3 EMPAVA 30wo05

1 EMPAVA 36GC23



In 2023, new products
Stay tuned.....

